

PREMIER

CONCRETE PRODUCTS

premier-concrete.com

Hardscape**Walls**

Building Premier Concepts



2024

Strength ▪ Ease of Installation ▪ Versatility

About us

Premier Concrete Products, Inc. is located in Denham Springs, Louisiana. As a leader in the concrete industry, we have been dedicated to providing high-quality concrete products since 1996. Our extensive experience has allowed us to become the top manufacturer of masonry and erosion control solutions in the Gulf South region with sales reaching worldwide for onshore and offshore applications. Our success and growth would not be possible without the support and loyalty of our customers.

As a company, we are constantly striving to be innovative by diversifying our offerings. We are excited to announce the launch of our Hardscapes line which will also include interlocking concrete pavers. Our commitment to quality remains on the forefront of our operations.

Our product line is strategically designed for simplicity and function for both residential and commercial applications. With our state-of-the-art, fully automated facility and on-site laboratory we can ensure all of our products will meet the highest standard.

We look forward to serving our customers with our new Hardscapes line and continuing to grow and evolve in this industry.

[PLEASE NOTE: ACTUAL COLORS MAY VARY. WE DO OUR BEST TO ENSURE THAT OUR PHOTOS ARE AS TRUE TO COLOR AS POSSIBLE.]



Segmental Retaining Wall

- 02 Mandeville Wall
- 03 Mandeville Tumble Wall
- 04 Tallulah Garden Wall
- 05 Tallulah Tumble Garden Wall
- 06 Premier 6" Wall
- 07 Premier 8" Wall
- 08 Universal Cap



Mandeville Wall

4"H x 8"D x 12"L

The modern smooth texture of this block adds a sleek and contemporary look to any design. Not only can it be used for walls, but it also functions as a cap, providing versatility in its use. With the ability to create columns and build freeform walls, this product offers endless possibilities for design and construction. The options are truly limitless with this versatile and modern wall block.

Modern & Multifunctional

- Columns
- Wall Cap
- Seat Walls
- Outdoor Kitchens
- Water Features



Parish Grey Blend
C800PG



Cypress Brown Blend
C800CB



Parish Grey Blend
C800PG

Mandeville Tumble Wall

4"H x 8"D x 12"L

This block has a charmingly nostalgic appearance and texture, giving any project a rustic and weathered look. Not only can it be used for walls, but also as caps, adding versatility to its functionality. The design options are endless as it can be used to create columns and freeform walls, making it a go-to product for any outdoor project. With so many uses and possibilities, this block is a must-have for any construction project.

Nostalgic & Multifunctional

- Columns
- Wall Cap
- Seat Walls
- Outdoor Kitchens
- Water Features



Parish Grey Blend
C800PGT



Cypress Brown Blend
C800CBT



Cypress Brown Blend
C800CBT


Tallulah Garden Wall

4"H x 9"D x 10"/6" L

This wall block is designed to be a versatile and time-saving solution for curved wall applications. Its trapezoidal shape eliminates the need for tedious cuts, making installation quicker and easier. With its sleek and smooth finish, the Tallulah wall block adds a clean and modern touch to any landscaping project. It can be used for curved seating walls, flower bed retainers, and can even be combined with the Mandeville wall for a unique and customizable design.

Modern & Multifunctional

- Landscaping
- Curved Seat Walls
- Firepits



Parish Grey Blend
C810PG



Cypress Brown Blend
C810CB



Cypress Brown Blend
C810CB

Tallahassee Tumble Garden Wall

4"H x 9"D x 10"/6" L

This is a versatile and efficient trapezoidal shaped wall block, perfect for curved wall applications. Its unique shape eliminates the need for tedious cuts, saving you time and effort. This product is not only suitable for curved seating walls and flower bed retainers but can also be used in combination with the Mandeville tumble wall. Its nostalgic and rustic tumbled look adds character and charm to any outdoor space.

Nostalgic & Multifunctional

- Landscaping
- Curved Seat Walls
- Firepits



Parish Grey Blend
C810PGT



Cypress Brown Blend
C810CBT



Parish Grey Blend
C810PGT



Cypress Brown Blend
C810CBT

Premier Wall 6"


6"H x 18"W x 12"D

Premier Wall 6 is the high performance block preferred by architects, builders, developers, and engineers worldwide. It is known for its ease of installation, strength, and versatility.

This wall is one of the most innovative SRW products the industry has seen in 30 years. Its unique and patented .75 sq ft. block design is changing the industry. Only weighing 44 lbs per unit, it reduces installer fatigue. **Premier Wall 6** also beats all other wall systems for strength, performance, freight efficiencies and ease of construction.

Features

- **Only 44 pounds** - *reduces installer fatigue and promotes productivity*
- 6" H x 18" W x 12"D
- Allows for 756 sq ft per truck
- Modern straight face
- Efficient to build, one-unit system
- Strong and versatile
- Fillable cores, integrated anchor bar
- Adjustable set back
- No cumbersome / expensive pins or clips needed
- Vertical stone columns increase grid connection strength and shear capacity
- Capable of tight radius turns



Grey
C820GR



Parish Grey Blend
Grey, Black
C820 PG



Cypress Brown Blend
C820CB



Cypress Brown Blend
C820CB

Premier Wall 8"


8"H x 18"W x 12"D

Premier Wall 8 is the high performance block preferred by architects, builders, developers, and engineers worldwide. It is known for its ease of installation, strength, and versatility.

This wall is one of the most innovative SRW products the industry has seen in 30 years. Its unique and patented 1 sq ft. block design is changing the industry. By only weighing 54 lbs per unit, it reduces installer fatigue. **Premier Wall 8** also beats all other wall systems for strength, performance, freight efficiencies and ease of construction.

Features

- **Only 54 pounds** - *reduces installer fatigue and promotes productivity*
- 8" H x 18" W x 12"D
- Allows for 864 sq ft per truckload unlike competition
- Modern straight face
- Fillable cores, integrated anchor bar
- Adjustable set back
- No cumbersome / expensive pins or clips needed
- Vertical stone columns increase grid connection strength and shear capacity
- Capable of tight radius turns



Grey
C825GR



Parish Grey Blend
Grey, Black
C825 PG



Cypress Brown Blend
C825CB



Grey
C825GR

Universal Caps

4"H x 10.5"D x 18"L

Whether you are finishing a large-scale construction project or a DIY home renovation, our split face universal cap is the perfect finishing touch. Its unique trapezoid shape allows for easy use on both curved and straight walls, making it a versatile and convenient solution for any residential or commercial project.



Parish Grey Blend
Grey, Black
K300PG



Cypress Brown Blend
K300CB



Grey
K300GR



Grey
K300GR

Notes:



PREMIER

CONCRETE PRODUCTS
premier-concrete.com

Customer should verify with the product manufacturer that customer has the most current **Premier Concrete**[®] specifications for the product ordered or purchased. The **Premier Concrete**[®] system can be used in the application described in our literature and on our website, provided proper installation and engineering principles are followed. Professional engineering should be consulted before installation of **Premier Concrete**[®] units to assure appropriate design and use. ALL EXPRESSED OR IMPLIED WARRANTIES, INCLUDING THOSE OF MERCHANTABILITY AND FITNESS FOR A PARTICULAR PURPOSE ARE DISCLAIMED. **Premier Concrete**[®] is a trademark of Premier Concrete Products, Inc.